

SOP - T500 column dismantling

The explanation was created in Stonly

Remove the condenser bracket fixings



Remove the condenser bracket fixings

Locate the two condenser brackets and remove the 4 fixing screws

Next →

Go to **Page 4**

Remove the condenser





Remove the condenser

Pull the condenser from the top of the still.

Next →

Go to **Page 6**

Remove the star washer



Remove the star washer

Remove the push on star washer.

Remove the washer by cutting one side with pliers or bending the inside teeth upwards.

Next [→](#)


Go to **Page 8**

Lift the top cap



Lift the top cap

Lift the top cap off the column.



You have reached the end of this guide

Try out <https://stonly.com> to create interactive step-by-step guides